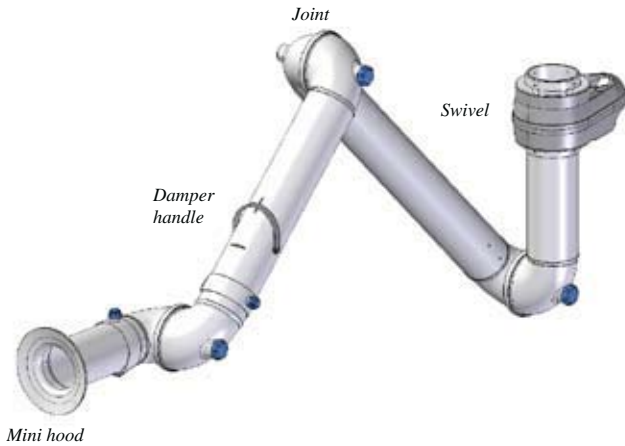


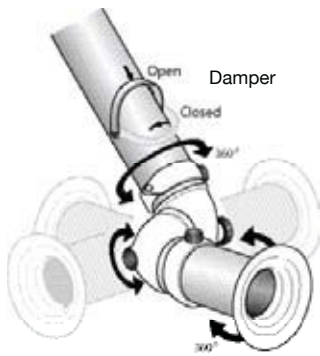
Technical Description

FX Extractor arms - Chem

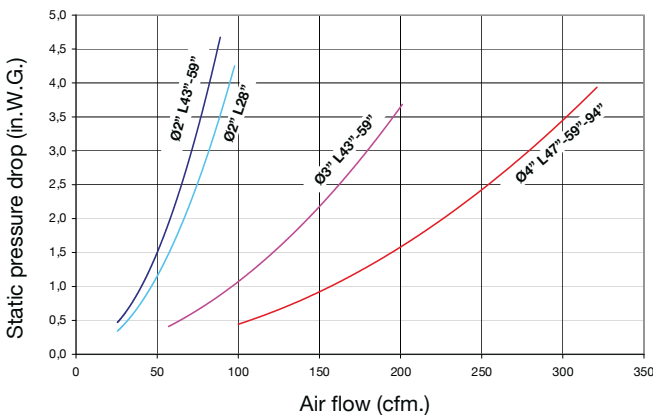
Wall/ceiling/floor model - 3" and 4" inches



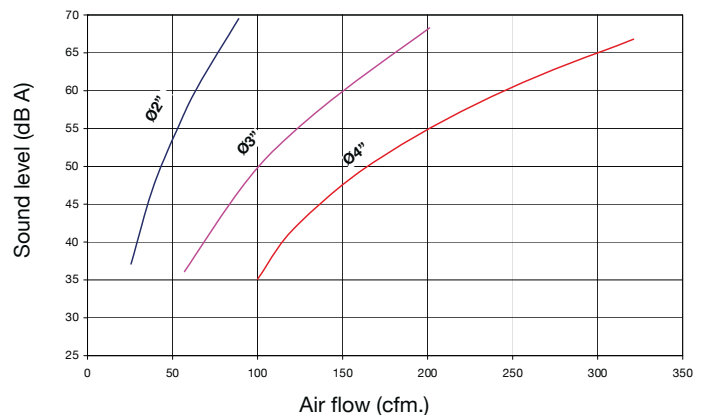
Swivel and link functions



Pressure drop



Sound level



General description

Extractor arms mainly for use in chemical environments, where an extended resistance against chemical substances is a demand. All aluminium parts have a double anodized surface protection called HM-White.

Arm sections

Thin walled anodized aluminum sections with a very good corrosion resistancy.

Swivel

Swivel with 360 degree rotation. Add reduction for correct connection diameter.

Joints

The adjustment knobs on the friction joints are supported by ball-bearings. The first joint is supported by a spring (not Ø4"-L47"). 360 degree rotation where indicated.

Mini hood

The Mini hood is supplied together with the arm and is also interface to the multi purpose and metal hood.

Mounting

The arms can be mounted on ceilings, walls and floors or fixed to tables. By using an extension profile the arm's operational reach can be increased.

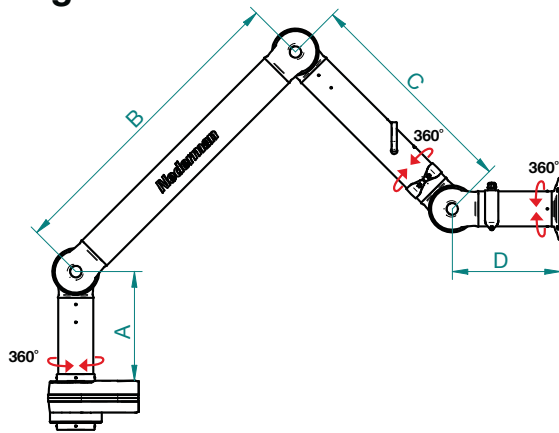
Other

All the arms are provided with dampers, tight down to an underpressure of 14 in. WG. Air temperature -15°F to 160°F. Material recovery: 99% by weight.

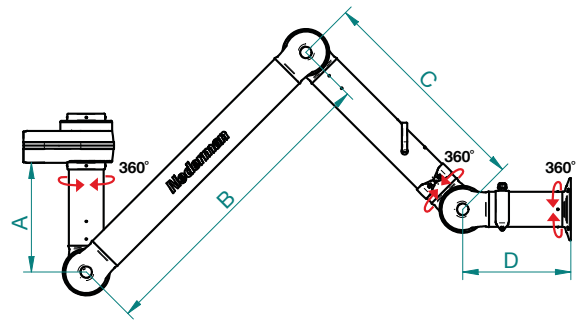
Accessories

For brackets, hoods, reductions and hoses, see Technical Description "FX Extractor arms Accessories".

Drawings



FX arm with ventilation connection downwards.



FX arm with ventilation connection upwards.

Measures and Part numbers

Connection direction*	Diameter (in.)	A (in.)	B (in.)	C (in.)	D (in.)	Length (in.)	Weight (lb.)	ORIGINAL Part No.
Down	3	10	17	17	10	43	7,3	70550144
Down	3	10	28	20	10	59	7,7	70550344
Down	4	13	30	30	11	71	13,0	70580244
Up/Down	4	13	18	18	11	47	10,6	70580144
Up	3	10	17	17	10	43	7,3	70550244
Up	3	10	28	20	10	59	7,7	70550444
Up	4	13	30	30	11	71	13,0	70580344
Up	4	13	40	40	11	94	15,2	70580544

*Note: Different spring mechanisms are fitted depending on connection direction

Materials

Description Original arm	Material
Flange	PP
Tubes	Aluminium, surface HM-White
Joints	PP with glass fibre reinforcement
Plastic rings	PP with glass fibre reinforcement
Axial locking rings	PP with glass fibre reinforcement
Adjustment knobs	PP with glass fibre reinforcement screws in stainless steel
Threaded shaft inside joints	Stainless steel
Damper blade	Thermo Plastic Elastomer
Damper adjustment handle	Aluminium, anodized
Internal spring	Stainless steel
Bearings swivel	PP with glass fibre reinforcement
Swivel	Aluminium
Rivets	Stainless steel

Airflows

Recommended airflows	
Ø 2"	30-65 cfm
Ø 3"	65-140 cfm
Ø 4"	120-265 cfm

Nederman

Nederman Canada Ltd
 6675 Millcreek Drive, Mississauga, ON L5N 5M4
 Tel: 905-542-9296 Fax: 905-542-2206
 Toll Free: 1-866-332-2611
 info@nedermancanada.com