

Nederman N Series Fans



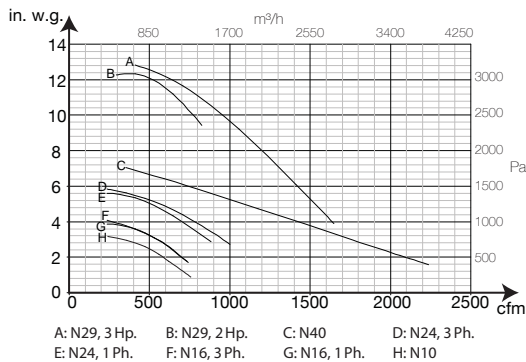
The N series fan is an important component in Nederman's wide range of quality products for fume extraction and filtering, as well as for vehicle exhaust extraction. A range of fans are available from 0.55 to 2.2 kW (0.75 to 3 Hp), both single and three phase.

- Simple and powerful
- Available with sound absorbing enclosure

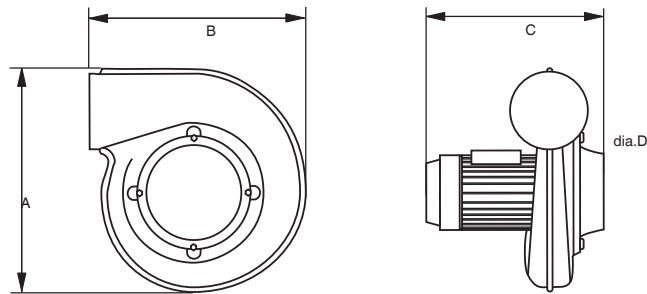


Fan	A	B	C	D
N10/N16	478 (18)	457 (18)	321 (13)	160 (6.3)
N24	478 (18)	457 (18)	341 (13)	160 (6.3)
N40	493 (19)	582 (23)	482 (19)	250 (10)
N29	635 (25)	643 (25)	475 (19)	160 (6.25)

Pressure drop



mm (inch)



Model	Airflow, m ³ /h (cfm)	Voltage, V	Frequency, Hz	Phase	Rated current, A	Power, kW (Hp)	Connection dia. in/out, mm (in.)	Weight, kg (lb.)	Part no.
N10*	1250 (735)	208/230/460	60	3	2.46 / 1.4	0.55 (0.75)	160 / 160 (6¼ / 6¼)	14 (30)	14521721
N10*	1250 (735)	120/230	60	1	8.7/4.4	0.55 (0.75)	160 / 160 (6¼ / 6¼)	14 (30)	14521421
N16*	400-1200 (235-705)	120/230	60	1	8.0/4.0	0.55 (0.75)	160 / 160 (6¼ / 6¼)	14 (30)	14510321
N16*	500-1250 (290-735)	208/230/460	60	3	2.7/2.4/1.4	0.55 (0.75)	160 / 160 (6¼ / 6¼)	14 (30)	14511021
N16*	500-1250 (290-735)	575	60	3	1.1	0.55 (0.75)	160 / 160 (6¼ / 6¼)	14 (30)	14513021
N24*	400-1500 (235-880)	120/230	60	1	10.0/5.0	0.75 (1)	160 / 160 (6¼ / 6¼)	17 (38)	14510222
N24*	400-1750 (235-1030)	208/230/460	60	3	4.0/2.3	0.9 (1.5)	160 / 160 (6¼ / 6¼)	17 (38)	14511022
N24*	400-1750 (235-1030)	575	60	3	2	0.9 (1.5)	160 / 160 (6¼ / 6¼)	17 (38)	14511222
N24*	600-3000 (350-1750)	230	60	1	11.6	1.5 (2.0)	160 / 160 (6¼ / 6¼)	17 (38)	14514422
N24*	600-3000 (350-1750)	208/230/460	60	3	6.5/6.2/3.4	1.5 (2.0)	160 / 160 (6¼ / 6¼)	17 (38)	14514322
N24*	600-3000 (350-1750)	575	60	3	2.2	1.5 (2.0)	160 / 160 (6¼ / 6¼)	17 (38)	14514222
N29*	500-4000 (290-2350)	230/460	60	3	5.6/2.8	1.5 (2.0)	160 / 160 (6¼ / 6¼)	32 (70)	14521029
N29*	500-2500 (290-1470)	230/460	60	3	8.0/4.0	2.2 (3.0)	160 / 160 (6¼ / 6¼)	28 (62)	14510929
N29*	500-2500 (290-1470)	575	60	3	3.1	2.2 (3.0)	160 / 160 (6¼ / 6¼)	32 (70)	14522129
N40*	500-3000 (290-1765)	208/230/460	60	3	8.0/4.0	2.2 (3.0)	200 / 250 (8 / 10)	29 (64)	14510223
N40*	500-3000 (290-1765)	575	60	3	3.1	2.2 (3.0)	200 / 250 (8 / 10)	29 (64)	14511723

* Excluding fan bracket

Product availability may differ by country

Portable Fans



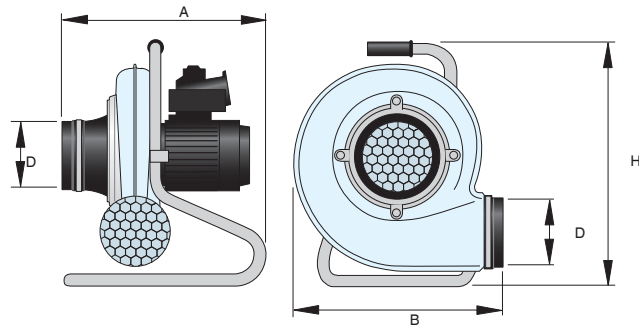
The Nederman portable fan is a simple and powerful ventilation unit for service, repair and other temporary work. It is the ideal as an extractor for welding fumes, steam, dust or for providing fresh air during work in confined and enclosed spaces. In combination with inlet and outlet hoses, this compact and easy to use fan makes a flexible and versatile unit for a wide range of applications.

- Compact and easy to use
- Stand included, castor wheels as accessory
- On/off switch and motor protector included
- Simple and powerful



Fan	A	B	D	H
N24	430 (17)	484 (19)	dia.160 (6¼)	550 (22)

mm (inch)



Portable Fans

Model	Airflow, m ³ /h (cfm)	Voltage, V	Frequency, Hz	Phase	Rated current, A	Power, kW (Hp)	Connection dia. in/out, mm (in.)	Weight, kg	Part no.
N24	500-1500 (300-900)	120V	60	1	10.0	0.75 (1.0)	160 / 160 (6¼ / 6¼)	17 (38)	14512422

Product availability may differ by country

Fan Manual Starter



A series of starters suitable for N-Series Fans and NOM Filters.

- Lockable on/off switch
- Motor overload protector included
- Both for single and three phase fans
- Under voltage release available

Model	Rated current, A	1 phase - 120V	1 phase - 230V	3 phase - 230V	3 phase - 460V	Part no.
FMS 1-1.6	1-1.6				N10, N16, NOM4	14502137
FMS 1.6 - 2.5	1.6 - 2.5			N10, N16, NOM4	N24, NOM11, NOM18	14502237
FMS 2.5 - 4	2.5 - 4		NOM4	N24, NOM11	N29/N40 - 1.5kW	14502337
FMS 4 - 6.3	4 - 6.3	NOM4	N10, N16, NOM11	N29/N40 - 1.5kW, NOM18	N29/N40 - 2.2kW, NOM 28	14502437
FMS 6.3 - 10	6.3 - 10	N10, N16, NOM11	N24, NOM18	N29/N40 - 2.2kW, NOM28		14502537
FMS 10 - 16	10 - 16	N24, NOM18				14502637
FMS 14.5 - 19	14.5 - 19					14503037
FMS 18 - 25	18 - 25					14503137

Accessory	Voltage, V	Frequency, Hz	Part no.
Under Voltage Release 120-60	120	60	14373713
Under Voltage Release 208-60	208	60	14373714
Under Voltage Release 240-60	240	60	14373716
Under Voltage Release 460-60	460	60	14373717

Fan Contactor



The Fan Contactor, in combination with a number of Motor Dampers, is used to start/stop a central fan. (Larger capacity fans may be controlled remotely with a Nederman Fan Starter or Fan Inverter.) Fan motor protection is included. Protection class IP66. Coil 24V AC, from Operation Box or transformer.

Model	Rated current, A	Phase	120V	230V	460V	Part no.
FC 3/1 - 2.9	1 - 2.9	3		N10, N16	N10, N16, N24	14514037
FC 3/1.6 - 5	1.6 - 5	3		N24	N24	14512937
FCA 3/3.7 - 9	3.7 - 9	3		N40	N29 2.2 kW, N40 2.2 kW	14513337
FCA 1/2 - 7	2 - 7	1		N10, N16, N24		14513837
FCA 1/5 - 12	5 - 12	1	N10, N16			14513937

Product availability may differ by country

Fan Controls



Less heated air is extracted to the outdoors and less electricity consumed if the fan operates only while the work is in progress. The fan can be switched on/off manually at the hood or automatically with a sensor clamp. Single phase power supply to the Operation Box. The automatic Fan Control has a sensor clamp to be attached on the ground cable of the welding set for automatic start of the fan. Able to detect currents from 8A, the Operation Box consists of a 30 VA transformer for the extraction arm light kit, a timer to delay fan shut-off (0-5 minutes) and two separate connections for sensor clamps.

Manual


Model	Rated current, A	Phase	120V	230V	460V	Part no.
FCM 3 / 1 - 2.9	1 - 2.9	3		N10, N16	N10, N16, N24	14514337
FCM 3 / 1.6 - 5	1.6 - 5	3		N24	N24, N29, N40	14512837
FCM 3 / 3.7 - 9	3.7 - 9	3		N40	N29 2.2 kW, N40 2.2 kW	14513237
FCM 1 / 2 - 7	2 - 7	1		N10, N16, N24		14514437
FCM 1 / 5 - 12	5 - 12	1	N10, N16, N24			14513637

Automatic

Model	Rated current, A	Phase	120V	230V	460V	Part no.
FCA 3 / 1 - 2.9	1 - 2.9	3		N10, N16	N10, N16, N24	14514137
FCA 3 / 1.6 - 5	1.6 - 5	3		N24	N24, N29, N40	14512737
FCA 3 / 3.7 - 9	3.7 - 9	3		N40	N29 2.2 kW, N40 2.2 kW	14513137
FCA 1 / 2 - 7	2 - 7	1		N10, N16, N24		14514237
FCA 1 / 5 - 12	5 - 12	1	N10, N16, N24			14513537

Accessory	Part no.
Sensor clamp. One additional sensor clamp can be connected to the operation box. For use with two different welding machines in the same area.	14372199

Transformers



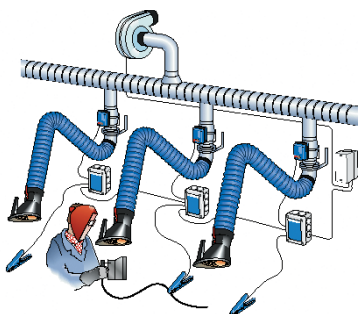
	Description	Input voltage, V	Input frequency, Hz	Input phase	Output	No. of light kits	Part no
1	Power supply to spotlight kits 24V	230	50 / 60	1	24V 35VA	1 x 20W	10363189
2	Power supply to spotlight kits 24V	230	50 / 60	1	24V 75VA	3 x 20W	10361560

Product availability may differ by country

Motor Damper



The Nederman Motor Damper reduces energy costs and increases efficiency. The motorized damper is available in two models: manual, controlled by a hood mounted switch set; or automatic, controlled using a sensor clamp. Airflow is automatically stopped at idle workstations when the automatic damper is used. This allows for reduced fan size and automatic fan shutdown when no workstations are in use. The Operation Box supplied with the damper consists of a 30 VA transformer for the extraction arm light kit, a timer to delay fan shut-off (0-5 minutes) and two separate connections for sensor clamps. The operation box requires a single phase power supply 120 - 230 V, 60 Hz. Full technical details available upon request.



- Consists of a fan contactor and an Operation Box
- The Operation Box can be controlled by any closing contact from other processes
- Connect the Motor Damper to a Fan Control to start the fan

Manual

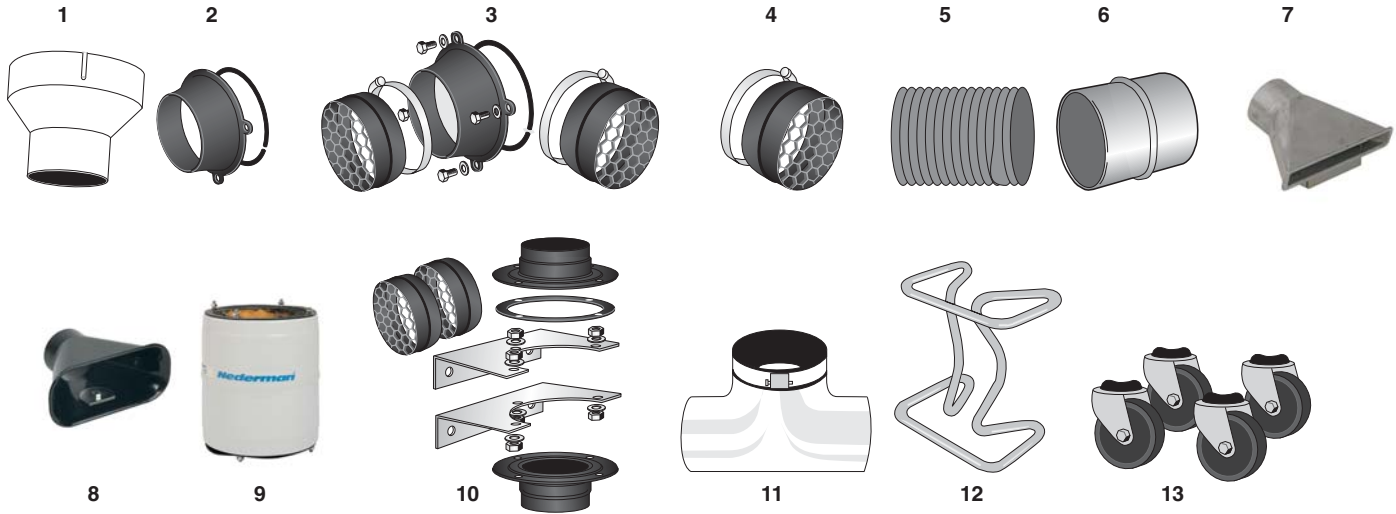
Model	dia., mm (in.)	Part no.
MDM 125	125 (5)	14500191
MDM 160	160 (6¼)	14500291
MDM 200	200 (8)	14500391

Automatic

Model	dia., mm (in.)	Part no.
MDA 125	125 (5)	14500491
MDA 160	160 (6¼)	14500591
MDA 200	200 (8)	14500691

Accessory	Part no.
Sensor clamp. One additional sensor clamp can be connected to the operation box. For use with two different welding machines in the same area.	14372199

Accessories for Fans



	Description	Part no.
1	Adaptor 125 to 100 mm (5 to 4 in.)	14341077
1	Adaptor 125 to 75 mm (5 to 3 in.)	14341080
1	Adaptor int. 160 mm to ext. 75 mm (int. 6 ¼ in. to ext. 3 in.)	14510426
1	Adaptor int. 160 mm to ext. 100 mm (int. 6 ¼ in. to ext. 4 in.)	14510526
1	Adaptor int. 160 mm to ext. 125 mm (int. 6 ¼ in. to ext. 5 in.)	14510626
1	Adaptor 150 mm to 125 mm (6 in. to 5 in.)	14511126
1	Adaptor 160 mm to 150 mm (6 ¼ in. to 6 in.)	14511226
2	Inlet adaptor for hose dia.160 mm (6 ¼ in.) for fan N10 / N16 / N24	14510326
3	Inlet adaptor for hose dia.160 mm (6 ¼ in.) and two guard nets for fan N10 / N16 / N24	14322166
4	Guard net, 1 pc, for fan N10 / N16 / N24	14333181
6	Hose Connector 75 mm (3 in.)	14503626
6	Hose Connector 100 mm (4 in.)	14504626
6	Hose Connector 125 mm (5 in.)	14505626
6	Hose Connector 150 mm (6 in.)	14506626
6	Hose Connector 160 mm (6 ¼ in.)	14511326
7	Nozzle with magnet. 250 x 30 mm (10 x 1 ¼ in.). Aluminium. For hose dia. 100 mm (4 in.).	14500226
8	Nozzle with magnet. 260 x 100 mm. (10 x 4 in.). Polycarbonate. For hose dia.100 mm (4 in.).	14501226
9	Silencer for fan when mounting on Original / Telescopic	14502126
9	Silencer including quick release (for fan mounting on Filterbox)	14502226
10	Wallbracket for silencer	14343089
11	Split intake dia.125 mm (5 in.) int. / 2 x dia.100 mm (4 in.) ext.	14500526
11	Split intake dia.125 mm (5 in.) int. / 2 x dia.125 mm (4 in.) ext.	14500726
11	Split intake dia.125 mm (5 in.) int. / 2 x dia.75 mm (4 in.) ext.	14500826
11	Split intake dia.160 mm (6 ¼ in.) int. / 2 x dia.100 mm (4 in.) ext.	14510726
11	Split intake dia.160 mm (6 ¼ in.) int. / 2 x dia.125 mm (5 in.) ext.	14510826
11	Split intake dia.160 mm (6 ¼ in.) int. / 2 x dia.75 mm (3 in.) ext.	14510926
12	Support bracket for N10 / N16 / N24 for fixed mounting	14510126
12	Support bracket for N40 for fixed mounting	14510226
12	Support bracket for portable N16 / N24 fan	14511426
12	Support bracket for fan N29	14321745
13	Wheel set for portable N16 or N24 fan	14371707

Product availability may differ by country