

Bench Top Extraction Arms and Accessories



A customised Bench Top Extraction System consists of an extraction arm (Original, ESD/EX or CHEM) always with a mini hood (universal interface for other hoods), completed with different accessories such as brackets, extension arm, reducers, hoses etc. These parts are ordered separately.

A Bench Top Extraction system can be connected to a single fan/filter N3, or to a central fan/filter system.

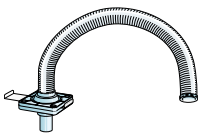
Arms

Connection direction*	Arm Ø, mm (in.)	Arm length, mm (in.)	Recommended airflow, m ³ /h (cfm)	Temperature of extracted air, °C (°F)	ORIGINAL Part no.	ESD/EX Part no.	CHEM Part no.
Up/down ▲▼	32 (1 1/4)	850 (33)	20-60 (12-35)	-	70502834	70502934	-
Up/down ▲▼	50 (2)	700 (28)	50-110 (30-65)	-10 to +70 (14 to 158)	70510144	70530144	-
Down ▼	50 (2)	1100 (43)	50-110 (30-65)	-10 to +70 (14 to 158)	70510244	70530244	-
Down ▼	50 (2)	1500 (60)	50-110 (30-65)	-10 to +70 (14 to 158)	70510444	70530444	-
Up ▲	50 (2)	1100 (43)	50-110 (30-65)	-10 to +70 (14 to 158)	70510344	70530344	-
Up ▲	50 (2)	1500 (60)	50-110 (30-65)	-10 to +70 (14 to 158)	70510544	70530544	-
Down ▼	75 (3)	1100 (43)	110-240 (65-140)	-10 to +70 (14 to 158)	70540144	70560144	70550144
Down ▼	75 (3)	1500 (60)	110-240 (65-140)	-10 to +70 (14 to 158)	70540344	70560344	70550344
Up ▲	75 (3)	1100 (43)	110-240 (65-140)	-10 to +70 (14 to 158)	70540244	70560244	70550244
Up ▲	75 (3)	1500 (60)	110-240 (65-140)	-10 to +70 (14 to 158)	70540444	70560444	70550444
Up/down ▲▼	100 (4)	1200 (48)	200-450 (118-264)	-10 to +70 (14 to 158)	70570144	70590144	70580144
Down ▼	100 (4)	1800 (72)	200-450 (118-264)	-10 to +70 (14 to 158)	70570244	70590244	70580244
Up ▲	100 (4)	1800 (72)	200-450 (118-264)	-10 to +70 (14 to 158)	70570344	70590344	70580344
Up ▲	100 (4)	2400 (96)	200-450 (118-264)	-10 to +70 (14 to 158)	70570544	70590544	70580544

* Note: Different spring mechanisms are fitted depending on connection direction

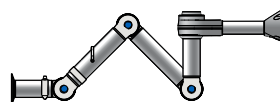
Arm 32

Connection up/down

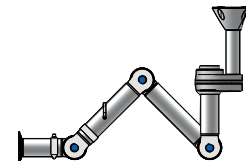


Arm 50/75/100

Connection up ▲

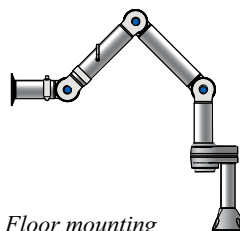


Wall mounting

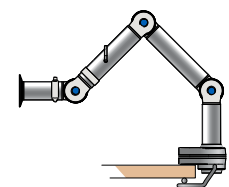


Ceiling mounting

Connection down ▼



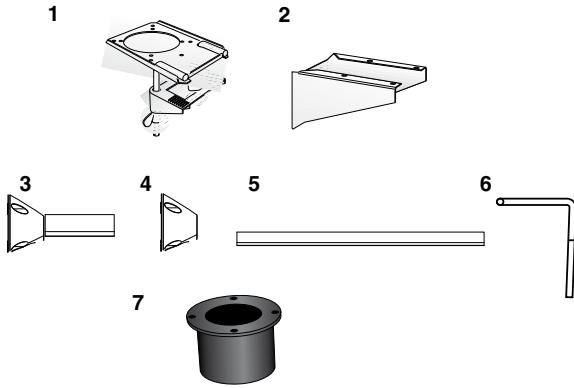
Floor mounting



Bench mounting

Product availability may differ by country

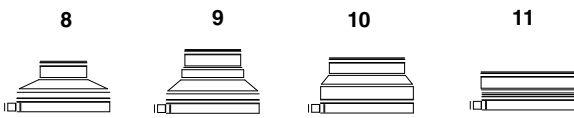
Accessories



Brackets

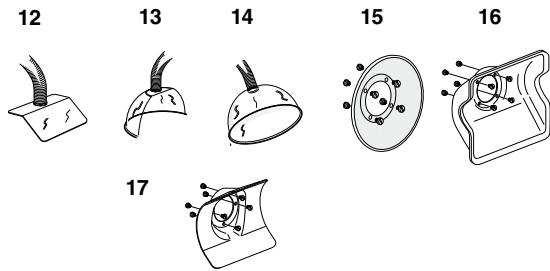
	Description	Fits Arm model	Size, mm (in.)	Part no.
1	Table bracket	32		70371761
2	Wall bracket	32		70371760
3	Bracket complete	50 / 75 / 100	L=250 (1)	70501144
4	Bracket	50 / 75 / 100		70501244
5	Extension profile	50 / 75 / 100	L=1100 (43)	70501344
	Extension profile	50 / 75 / 100	L=2200 (86)	70374600
6	Table bracket	50 / 75 / 100		70501444
	Cover ring, ceiling	50 / 75	Ø 130 (5.1) T=3 (1/8)*	70502644
7	Support collar	50 / 75 / 100		70502744

* T=thickness




Reducers

	Description	Fits Arm model	Ø, mm (in.)	Part no.
8	Reducer	50 / 75 / 100	63 (2.5)	70500644
9	Reducer	50 / 75 / 100	75-80 (3-3.15)	70500744
10	Reducer	50 / 75 / 100	100 (4)	70500844
11	Reducer	50 / 75 / 100	125 (5)	70500944



Hoods

	Description	Fits Arm model	Size, mm (in.)	ORIGINAL Part no.	ESD/EX Part no.	CHEM Part no.
12	Flange hood	32	150 x 160 (6 x 6 1/4)	70371525	-	-
13	Dome hood 1/2	32	260x120 (10 x 4 3/4)	70371756	70371807	-
14	Dome hood 1/1	32	Ø 260 (10 1/4)	70371757	70371808	-
15	Metal hood	50/75/100	Ø 280 (11)	70500444	70500544	70500444
16	Combination hood	50/75/100	380 x 460 (15 x 18)	70500144	70500244	70500344
17	Flange hood	50/75/100	260 x 335 (10 1/4 x 13)	70502844	70502944	70503044



Hoses

Hose Ø, mm (in.)	Length, mm (in.)	ORIGINAL		ESD/EX	
		Colour	Part no.	Colour	Part no.
32 (1 1/4)	1500 (59)	black	70400052	-	-
45 (1 3/4)	3000 (118)	white	70501644	black	70502044
75 (3)	3000 (118)	grey	70501544	black	70501944
100 (4)	3000 (118)	grey	70501744	black	70502144
125 (5)	5000 (197)	grey	70501844	black	70502244

Down Flow Grille FD 23

An extraction device designed to be integrated in the bench top surface. It is highly effective in capturing the heavy fumes from gluing, solvents and similar. Recommended to use together with fan N3 and filter.



Description	Dimension	Part no.
Extraction grilles made of stainless steel	Grille Ø 260 mm (10 1/4 inch), connection Ø 45 mm (1 3/4 inch)	70373527
Reduction 45-32 mm (1 3/4 - 1 1/4 inch)		70373605

Product availability may differ by country